

Elsevier Editorial System(tm) for Marine Pollution Bulletin
Manuscript Draft

Manuscript Number: MPB-D-10-00586R1

Title: Management of the Marine Environment: Integrating Ecosystem Services and Societal Benefits with the DPSIR Framework in a Systems Approach

Article Type: Viewpoint Article

Keywords: The Ecosystem Approach; DPSIR framework; ecosystem services and societal benefits; marine environment

Corresponding Author: Dr Jonathan P Atkins,

Corresponding Author's Institution: University of Hull

First Author: Jonathan P Atkins

Order of Authors: Jonathan P Atkins; Daryl Burdon; Mike Elliott; Amanda J Gregory

Abstract: Ever increasing and diverse use of the marine environment is leading to human-induced changes in marine life, habitats and landscapes, making necessary the development of marine policy that considers all members of the user community and addresses current, multiple, interacting uses. Taking a systems approach incorporating an understanding of The Ecosystem Approach, we integrate the DPSIR framework with ecosystem services and societal benefits, and the focus this gives allows us to create a specific framework for supporting decision making in the marine environment. Based on a linking of these three concepts, we present a set of basic postulates for the management of the marine environment and emphasise that these postulates should hold for marine management to be achieved. We illustrate these concepts using two case studies: the management of marine aggregates extraction in UK waters and the management of marine biodiversity at Flamborough Head, UK.

- The marine environment provides ecosystem services and societal benefits (ES&SB)
- Ecosystem services comprise both fundamental services and final services
- We integrate ES&SB with the DPSIR framework in the context of The Ecosystem Approach
- DPSIR framework boundary is defined by user community characteristics and the scale of ES&SB
- A set of DPSIR-ES&SB postulates for sustainable marine management are proposed

Viewpoint Article

Management of the Marine Environment: Integrating Ecosystem Services and Societal Benefits with the DPSIR Framework in a Systems Approach

Jonathan P. Atkins ^{a,*}, Daryl Burdon ^b, Mike Elliott ^b and Amanda J. Gregory ^c

^a Centre for Economic Policy, The Business School, University of Hull, Hull HU6 7RX, UK

^b Institute of Estuarine and Coastal Studies (IECS), University of Hull, Hull HU6 7RX, UK

^c Centre for Systems Studies, The Business School, University of Hull, Hull HU6 7RX, UK

Abstract

Ever increasing and diverse use of the marine environment is leading to human-induced changes in marine life, habitats and landscapes, making necessary the development of marine policy that considers all members of the user community and addresses current, multiple, interacting uses. Taking a systems approach incorporating an understanding of *The Ecosystem Approach*, we integrate the *DPSIR framework* with *ecosystem services and societal benefits*, and the focus this gives allows us to create a specific framework for supporting decision making in the marine environment. Based on a linking of these three concepts, we present a set of basic postulates for the management of the marine environment and emphasise that these postulates should hold for marine management to be achieved. We illustrate these concepts using two case studies: the management of marine aggregates extraction in UK waters and the management of marine biodiversity at Flamborough Head, UK.

Keywords: The Ecosystem Approach; DPSIR framework; ecosystem services and societal benefits; marine environment

* Corresponding author e-mail J.P.Atkins@hull.ac.uk; Tel +44(0)1482 463054; Fax +44(0)1482 463484

Introduction

1
2
3 Ever increasing and diverse use of the marine environment is leading to human-induced
4 changes in marine life, habitats and landscapes, making necessary the development of
5 marine policy that recognises and takes into consideration all members of the user
6 community and addresses current, multiple, interacting uses. The marine environment can
7 be perceived to be a system formed through the interconnection between natural systems on
8 several scales (terrestrial, freshwater, estuarine, coastal and oceanic), designed systems
9 (such as extractive industries, tourism, transportation, power generation, etc.) and social
10 systems (environmental activist groups, fishing communities, etc). A holistic approach is
11 therefore needed to gain an understanding of the connections that exist within and between
12 these elements of the marine environment, and to support policy makers in their decision
13 making. This is consistent with The Ecosystem Approach *sensu stricto* which aims to
14 balance the needs of both the ecological and human aspects of the ecosystem (see below).
15
16
17
18
19
20
21
22
23
24
25
26
27
28
29

30 The DPSIR (*Drivers - Pressures - State Change - Impact - Response*) framework has
31 developed as a systems-based approach which captures key relationships between society
32 and the environment, and is regarded as a philosophy for structuring and communicating
33 policy-relevant research about the environment. In essence, after being developed from an
34 OECD approach which aimed to link pressures (created by human demands of the system)
35 with the state changes and impacts, the systemic DPSIR framework encompasses *Drivers*,
36 which are the key demands by society and creates *Pressures*, and recognises that *State*
37 *Changes* and *Impacts* then require a *Response* by society. Fundamental to the DPSIR
38 framework is the definition of the boundary of the system it describes, the demarcation of
39 which depends on the particular issue of interest and its conceptualisation (Svarstad *et al.*,
40 2007).
41
42
43
44
45
46
47
48
49
50
51
52
53
54
55

56 In this paper we argue that the limits for marine management requires the coupling of the
57 emerging concepts of DPSIR, The Ecosystem Approach and ecosystem services and the
58
59
60
61
62
63
64
65

1 societal benefits emanating from those services. Integrating these concepts provides an
2 opportunity to capture and evaluate, in a comprehensive way, the implications of *State*
3 *Change* and *Impact* in the system. This requires the identification of the user community (be
4 it local, regional or global) and, where possible, it also involves a scientific analytical and/or
5 monetary evaluation of the ecosystem services and societal benefits. Thus, the scale of
6 *State Change* and *Impact* as reflected in user communities and in their associated
7 ecosystem services and societal benefits can be used to demarcate the boundary of the
8 system depicted in the DPSIR framework. However, in presenting this, we note that the
9 terminology involved in these concepts has evolved in recent years and hence we attempt to
10 clarify it.

11 The integration of ecosystem services and societal benefits with the DPSIR framework in a
12 way consistent with The Ecosystem Approach, and a consideration of the limitations of those
13 concepts in marine management, enables us: (1) to contribute to our understanding of the
14 three concepts, (2) to present basic postulates for the management of the marine
15 environment which integrate the concepts, and (3) to provide a specific framework for
16 supporting decision making in the marine environment.

17 By way of application, two contrasting case studies are discussed. The first study relates to
18 the management of marine aggregates extraction in UK waters and, therefore, centres on a
19 particular sector. The second study is non-sectoral in its focus on marine biodiversity and
20 the maintenance of the integrity of the marine environment at Flamborough Head, UK with
21 particular reference to its nature conservation designations. Both case studies raise issues
22 relating to the boundary of the system described by the DPSIR framework, and provide the
23 opportunity to explore key elements of the perspectives of the user community, and of
24 sustainable management in these specific contexts.

25 **The Ecosystem Approach, the DPSIR Framework and Ecosystem Services & Societal** 26 **Benefits**

The Ecosystem Approach

1
2
3 While 'an ecosystem approach' was initially an ecological term which referred to natural
4 ecosystem functioning (Likens, 1992), since the early 1990s this has been adopted as 'The
5 Ecosystem Approach' which aims to place human society as a central part in the ecosystem.
6
7 At its most comprehensive, the concept of The Ecosystem Approach was defined by The
8 Convention for Biological Diversity (CBD, 2000) as:
9
10
11
12

13
14
15 *'a strategy for the integrated management of land, water and living resources*
16 *that promotes conservation and sustainable use in an equitable way. The*
17 *application of the Ecosystem Approach will help to reach a balance of the three*
18 *objectives of the Convention: conservation, sustainable use and the fair and*
19 *equitable sharing of the benefits arising out of the utilization of genetic*
20 *resources'.*
21
22
23
24
25
26
27
28

29 The Convention indicates that the implementation of The Ecosystem Approach should be
30 based on 12 guiding principles for the achievement of sustainable management (Box 1). It is
31 notable that in the order proposed by the CBD, ecology is first mentioned at number 5.
32 Hence the central feature of the approach is the linking of natural aspects with the
33 consideration and management of human activities. The Ecosystem Approach can be
34 regarded as a philosophy for summarising the means by which the natural functioning and
35 structure of an ecosystem can be protected and maintained while still allowing and delivering
36 sustainable use and development by society (Elliott *et al.*, 2006). Thus, the approach also
37 requires an understanding of the way in which the ecological system functions while at the
38 same time understanding the way society manages the exploitation of ecosystems and the
39 potentially adverse and/or advantageous effects of its activities, including mitigation and/or
40 compensation.
41
42
43
44
45
46
47
48
49
50
51
52
53
54
55
56
57
58
59
60
61
62
63
64
65

1
2
3
4
5
6
7
8
9
10
11
12
13
14
15
16
17
18
19
20
21
22
23
24
25
26
27
28
29
30
31
32
33
34
35
36
37
38
39
40
41
42
43
44
45
46
47
48
49
50
51
52
53
54
55
56
57
58
59
60
61
62
63
64
65

The term 'The Ecosystem Approach' now appears in many management and policy documents. For example, in the European context Article 1(3) of the European Commission's recent Marine Strategy Framework Directive (MSFD) states that:

'Marine strategies shall apply an ecosystem-based approach to the management of human activities, ensuring that the collective pressure of such activities is kept within levels compatible with the achievement of good environmental status and that the capacity of marine ecosystems to respond to human-induced changes is not compromised, while enabling the sustainable use of marine goods and services by present and future generations' (European Commission, 2008).

Further examples can be found in other EC Directives, OSPAR, and nature conservation reports (see: Pope & Symes, 2000; Laffoley *et al.*, 2004; ICES, 2005; Österblom *et al.*, 2010).

The DPSIR Framework

The DPSIR framework, adopted by the European Environment Agency and others (EEA, 1999; Elliott, 2002; Rogers & Greenaway, 2005; Borja *et al.*, 2006; Maxim *et al.*, 2009; Gray & Elliott, 2009), describes a framework for assessing the causes, consequences and responses to change in a holistic way. In the context of the marine environment, the overarching *Drivers* of social and economic development change refers to the need for food, recreation, space for living, and other basic human needs (Gray & Elliott, 2009) which are delivered through fisheries, recreational sites, bioremediation of waste, and so forth. Each of these *Drivers* creates several or many particular *Pressures* on the system, such as the exploitation of fisheries, extraction of the seabed, demands for the conservation of coastal amenity and marine biodiversity, and the discharge of contaminated waters. As a result, a *State Change* of the system (e.g. the benthos or the water column) occurs and produces *Impacts* on society (e.g. degraded habitats, removal of species, loss of biodiversity, etc),

1
2
3
4
5
6
7
8
9
10
11
12
13
14
15
16
17
18
19
20
21
22
23
24
25
26
27
28
29
30
31
32
33
34
35
36
37
38
39
40
41
42
43
44
45
46
47
48
49
50
51
52
53
54
55
56
57
58
59
60
61
62
63
64
65

which through its links with human welfare can have positive and/or negative implications (the actual implications is, in part, dependent on whether we are viewing this from the perspective of society as a whole or from that of specific stakeholders). Where threshold levels are relevant, the *Impact of State Change* may follow accumulative effects of *State Changes* over a period of time. Finally, there is need to identify the societal *Response* to these changes in the marine system.

The human *Responses* therefore include a set of tools at society's disposal for managing systems and so may be regarded as having to meet *the seven tenets for environmental management*, these are that our actions have to be: environmentally/ecologically sustainable; technologically feasible; economically viable; socially desirable/tolerable; legally permissible; administratively achievable and politically expedient (Mee *et al.*, 2008; Gray & Elliott, 2009; Elliott, in press). Hence these aspects include governance (law, administration and politics), socio-economic demands, and the ability to change and manage the system through mitigation and compensation technologies (McLusky & Elliott, 2004; Mee *et al.*, 2008; Gray & Elliott, 2009). Figure 1 illustrates the accepted DPSIR framework, including feedback loops between *Responses* and *Drivers* and *Pressures*, and recognition that there are natural pressures (based on ecology, climate, geomorphology, and other dynamic conditions) on the ecosystem which can lead to *State Change*.

We further emphasise that the *Pressures* on the system can be separated into *endogenic managed pressures* where the causes of potential adverse effects (e.g. power generation, fisheries, land claim) come from within a system and require local, regional, and/or international management and *exogenic unmanaged pressures* (Elliott, in press). The latter are those pressures such as climate change, geomorphic isostatic activity and movement of alien species, for which our local management cannot address the causes of change but only address the consequences. Furthermore, the complexity of *exogenic unmanaged pressures* is such that we do not yet have sufficient knowledge of how and why change occurs in such systems, or simply can do nothing (as with isostatic readjustment associated

1
2
3
4
5
6
7
8
9
10
11
12
13
14
15
16
17
18
19
20
21
22
23
24
25
26
27
28
29
30
31
32
33
34
35
36
37
38
39
40
41
42
43
44
45
46
47
48
49
50
51
52
53
54
55
56
57
58
59
60
61
62
63
64
65

with the last Ice Age), and so our *Response* is not management of the *Pressure* but of the consequences of that *Pressure*. In the case of *endogenic managed pressures* we can manage both the causes and consequences of change, for example pipeline discharges can be controlled by licensing and the resulting polluted areas can be remediated.

The focus of the DPSIR framework is a system[†]. As indicated above, the system is formed through the interconnection between natural systems, designed systems and social systems. The application of the DPSIR framework must note the essential features of the system it describes as well as its complexity and variety. This requires clarity and a critical perspective on how we are defining the boundary of the system being modelled as this has implications for what is being included in the evaluation and what is not. We can imagine a DPSIR ‘cycle’ (as shown in Figure 1) as being required for a particular marine sector; for example, wild fisheries, with its methods, impacts, consequences and responses is a single DPSIR cycle. However, we acknowledge that (a) one activity will impact on others, for example a reduction in wild fisheries could have a knock-on effect to aquaculture, and (b) the marine environment is composed of many sectors each interacting and demanding a share of the available resources. As a consequence of this, while one might attempt to model, for example, management of a fishery using a single DPSIR cycle which is narrowly or discretely bounded for that particular sector, to be consistent with The Ecosystem Approach, such a ‘marine fishery’s DPSIR cycle’ is nested within a set of DPSIR cycles that encompasses many sectors (e.g. marine aggregates, energy generation, and aquaculture), with complex and non-linear linkages and feedback loops between parts of the whole (Figure 2). Most notably, the *Responses* to one set of *Drivers* and *Pressures* can affect others. For example, *Responses* to over-fishing, by curtailing fisheries, will influence the aquaculture DPSIR cycle.

[†] It might be argued that the focus is a complex adaptive system, as defined for example by Buckley (1967) and Holland (1992), following Gibbs and Cole (2008) which examines whether the properties of a complex adaptive system are reflected in the marine environment. This is subject to a further critique in Atkins *et al.* (submitted).

1
2
3
4
5
6
7
8
9
10
11
12
13
14
15
16
17
18
19
20
21
22
23
24
25
26
27
28
29
30
31
32
33
34
35
36
37
38
39
40
41
42
43
44
45
46
47
48
49
50
51
52
53
54
55
56
57
58
59
60
61
62
63
64
65

In essence, individual elements of the DPSIR approach must be considered to have multiple interactions. Figure 2 illustrates a set of interactions where forward linkages are featured most prominently but it is emphasised that there has to be feedback loops between the elements. If this framework were to form the structure of a quantitative model then, in its most general form, each element of the DPSIR for the whole ecosystem might be as associated with an order-five tensor: one dimension for each of *Drivers*, *Pressures*, *State Changes*, *Impacts* and *Responses*, and with individual components within such a five-dimensional array being the outcome of a relationship and/or taking a value which might be positive, negative or zero. For example, while the *Drivers* may comprise a vector of basic human needs, from the viewpoint of modelling linkages and feedback loops inherent in this system, it should be transformed by an order-five tensor $D_{d,p,s,i,r}$ where d denotes 1 ... u drivers; p denotes 1 ... v pressures; s denotes 1 ... w state changes; i denotes 1 ... y impacts; and r denotes 1 ... z responses. Allowance will also be needed for the influence of 'external natural change' and exogenic unmanaged pressures as identified above.

Ecosystem Services and Societal Benefits

35
36
37
38
39
40
41
42
43
44
45
46
47
48
49
50
51
52
53
54
55
56
57
58
59
60
61
62
63
64
65

Ecosystem services have been previously defined as the conditions and processes through which natural ecosystems, and the species they include, sustain and fulfil human life (Daily, 1997). As is evident from the EU's MSFD quotation on The Ecosystem Approach (European Commission, 2008), the importance of ecosystem services is now being recognised by policy makers. In the UK, the Government Department for Environment, Food and Rural Affairs, (Defra, 2007a) refer to ecosystem services as '*the wide range of valuable benefits that a healthy natural environment provides for people, either directly or indirectly*' and suggests these services '*are not generally considered within policy appraisal at present and represent an area where a greater and more systematic focus would be very useful*'. We argue that this creates two problems – firstly by suggesting services and benefits are synonymous and secondly by focussing on privileging human interests above others, for example the ecological, which is against a more holistic perspective.

1
2
3
4
5
6
7
8
9
10
11
12
13
14
15
16
17
18
19
20
21
22
23
24
25
26
27
28
29
30
31
32
33
34
35
36
37
38
39
40
41
42
43
44
45
46
47
48
49
50
51
52
53
54
55
56
57
58
59
60
61
62
63
64
65

There is no single agreed way of describing ecosystem services. Fisher *et al.* (2009) argue that the classification system should be linked to policy and management and therefore different interpretations may be needed depending on the context – different classifications can then be seen to be complimentary rather than competitive. The most widely recognised framework is that of the Millennium Ecosystem Assessment which identifies four categories of ecosystem services: provisioning services, regulating services, cultural services and supporting services (MEA, 2005). As these ecosystem services in turn provide a range of benefits that lead to a healthy and prosperous society then we emphasise here that the term ‘services’ should only be used as the means of providing endpoints and that the endpoints of interest are ‘benefits’ to society (see below).

As an indication of the evolution of the terms, Beaumont *et al.* (2007), informed by De Groot *et al.* (2002) and others, refer to ecosystem goods and services as ‘*the direct and indirect benefits people obtain from ecosystems*’. They view ecosystem goods as distinguished from services in representing the ‘*materials produced*’ that are obtained from natural systems for human use. In the context of identifying, defining and quantifying goods and services provided by marine biodiversity alone, Beaumont *et al.* (*op. cit*) introduce a further category to those of the Millennium Ecosystem Assessment. Thus, their assessment framework comprises:

1. **Production services** which involve products and services obtained from the ecosystem;
2. **Regulating services** which are the benefits obtained from the regulation of ecosystem processes;
3. **Cultural services** which are the non-material benefits people obtain from ecosystems;
4. **Option use values** which are associated with safeguarding the option to use the ecosystem in an uncertain future; and

1
2
3
4
5
6
7
8
9
10
11
12
13
14
15
16
17
18
19
20
21
22
23
24
25
26
27
28
29
30
31
32
33
34
35
36
37
38
39
40
41
42
43
44
45
46
47
48
49
50
51
52
53
54
55
56
57
58
59
60
61
62
63
64
65

5. **Supporting services** which are those that are necessary for the production of all other ecosystem services, but do not yield direct benefits to humans.

In the wider context relevant to the current paper, we can place 17 different types of ecosystem services (or goods and services) derived from the marine environment into the five broad groups (Table 1).

In a further extension to the Millennium Ecosystem Assessment (MEA, 2005), drawing on Boyd and Banzhaf (2007) and others, Fisher *et al.* (2009) modifies these concepts and proposes that ecosystem services '*are the aspects of ecosystems utilised (actively or passively) to produce human well-being*', hence consistent with the anthropocentric emphases. It is argued that, typically, the benefits that are secured from an ecosystem for human well-being require the use of other forms of capital to combine with ecosystem services – for example, marine energy will require built capital (turbines) to harness the wind, tidal or wave power, while some forms of marine-based recreation (e.g. sailing) require physical and human capital to capture benefits. We share the view that ecosystem services are '*the link between ecosystems and things that humans benefit from, not the benefits themselves*' (Luisetti *et al.*, 2010) and are ecological phenomena encompassing both ecosystem organisation or structure, which are the classes of the ecosystem (such as terrestrial, freshwater, estuaries, coastal areas and the open sea), and ecosystem processes and functions, which are the time-dependent ways in which the ecosystem operates. However, we emphasise that ecosystem services are the processes and functioning resulting from ecosystem structure, for example the physical and chemical processes which create the fundamental niches occupied and exploited by organisms, which then produce benefits exploited by society. By way of an illustration, the hydrodynamic regime creates suitable substrata, which is then occupied by sediment-dwelling organisms which in turn support commercially fished species (Gray & Elliott, 2009).

Fisher *et al.* (*op. cit*) make a further distinction by suggesting that ecosystem processes (a service that comes from other factors than the ecosystem itself) and ecosystem functions

1 (the result of ecosystem process) lead to a generic classification based around intermediate
2 services associated with indirect benefits, and final services associated with direct benefits.
3
4 This approach avoids any potential for double counting of benefits, where there is
5 competition and/or complementarities between ecosystem services, which is particularly
6 important when it comes to (scientific analytical, monetary or other) evaluation.
7
8
9

10
11 Here, we suggest the need to further refine this understanding of intermediate and final
12 ecosystem services and benefits. We contend that the intermediate ecosystem services are
13 defined as the bottom-up physico-chemical processes and regimes which set up the
14 fundamental ecological niches which are then colonised by organisms (i.e. the *environment-*
15 *biology* relationships, in Gray & Elliott, 2009); hence we suggest the intermediate services
16 are better termed 'fundamental services'. In contrast, the final ecosystem services are
17 defined here as the biotic processes whereby the communities set up under the fundamental
18 niches then interact and modify the biota (what may be termed *biology-biology relationships*
19 such as predator-prey and competition) and that these may then also modify the
20 environment through, for example, bioturbation, chemical changes and organic removal (the
21 *biology-environment* relationships, in Gray & Elliott, 2009). In summary, therefore, the
22 ecosystem services can be referred to as the sum total of all ecosystem natural processes.
23
24
25
26
27
28
29
30
31
32
33
34
35
36
37
38
39

40 Once the ecological system (incorporating both the physico-chemical and biological aspects)
41 is fully functioning then we take the view that it will produce benefits required by society –
42 thus, the marine environment provides ecosystem services and societal benefits (ES&SB)
43 (Figure 3). We then advocate that the concept of ES&SB has a fundamental link to the
44 DPSIR framework in that whereas ES&SB are associated with the production and delivery of
45 the benefits for society, the DPSIR approach shows how the process of delivering those
46 benefits can create, for example, adverse *State Changes* and *Impacts* which require a
47 *Response*. To illustrate, the marine environment will deliver fish as food but if its extraction
48 causes problems for the natural system then ultimately benefits will not be delivered unless
49 we bring in a *Response* such as fishing quota restrictions. As such any adverse effects of
50
51
52
53
54
55
56
57
58
59
60
61
62
63
64
65

1 human-derived pressures on the fundamental and final services represent the *Pressures* to
2 *State Change* link in the DPSIR framework and any adverse consequences of *State Change*
3 on societal benefits can reflect the *State Change* to *Impact* links in the DPSIR framework.
4 Hence the cycle is then completed by having societal *Responses* (e.g. legally enforceable
5 fishing quotas) to ensure that the benefits will be delivered sustainably. We emphasise
6 therefore that protecting the naturally functioning system (services) both for its own sake and
7 in order to deliver societal benefits is The Ecosystem Approach *sensu stricto* (Figure 3).
8
9

10 The above concepts therefore link various approaches, such as that advocated by Luisetti *et*
11 *al.* (2010), together with the ecosystem services (including societal benefits) defined in Table
12 1. Figure 4, adapted here from Luisetti *et al.*, (2010), identifies the constituent elements of
13 the fundamental and final services and societal benefits for the marine environment. Of
14 course, for completeness we should also add the adjoining ecosystem classes (terrestrial,
15 freshwater, estuarine, and coastal) given their roles in the creation of a fully functioning
16 marine system; as such each would imply a mutually non-exclusive set of fundamental and
17 final services and societal benefits. The figure implies a sequence from the fundamental
18 services through the final services to the societal benefits and of course this is the case in
19 the fishing example used above. Nevertheless, it is possible to get societal benefits directly
20 from the fundamental services, for example if the appropriate hydro-physical regime creates
21 areas with sands and gravel then the societal benefit of aggregates for building can be
22 achieved irrespective of whether there are final (biological) services; however, this would not
23 be The Ecosystem Approach *sensu stricto* as only one benefit would be produced with the
24 potential for loss of other benefits.
25
26
27
28
29
30
31
32
33
34
35
36
37
38
39
40
41
42
43
44
45
46
47
48
49

50 The ES&SB evaluation therefore has fundamental links to the DPSIR framework, as
51 discussed above, by providing a comprehensive basis for identifying and assessing the
52 fundamental and final services and societal benefits provided by the ecosystem and the
53 consequences of endogenic and exogenic pressures on the system. Evaluation implies the
54 need to identify those of the user community affected by the system or changes in the
55
56
57
58
59
60
61
62
63
64
65

1 system; it aspires to complete coverage, a clear knowledge of the specific interests of user
2 community affected, provides a basis for exploring the legitimacy of these relationships and,
3
4 in conjunction with scientific analytical enumeration and monetary valuation, offers the
5
6 opportunity for their quantification. In seeking to capture all of the user community and
7
8 evaluating, in a comprehensive way, the implications of *State Change* and *Impact* in the
9
10 system in this way, we can use the concept of ES&SB to demarcate the boundary of the
11
12 system depicted in the DPSIR framework. By user community we refer to broadly defined
13
14 stakeholders - individuals, households, business organisations, government and government
15
16 agencies, and/or other societal/civil groups and communities. These may be local, regional,
17
18 or global depending on the specific characteristics of the ecosystem services and societal
19
20 benefits in question. For example, the marine environment provides for bioremediation of
21
22 waste which has direct implications for the waste management of water companies and
23
24 other businesses who may derive benefits from such a regulation service at the local level.
25
26 At the same time, that same use may have implications for the user community with interests
27
28 in recreation and tourism at the local and regional level, and in the conservation of marine
29
30 biodiversity at the local through to the global level, depending on the particular site
31
32 characteristics.
33
34
35
36

37
38 Also with regard to evaluation, the approach calls for a scientific analytical and/or monetary
39
40 enumeration of the ecosystem fundamental and final services and societal benefits. We
41
42 generally take the view that the ecosystem fundamental and final services are more
43
44 appropriately measured using scientific techniques. For example nutrient cycling and carbon
45
46 sequestration can be measured by sedimentary and chemical techniques whereas the
47
48 structure and functioning of the biota can be measured by diversity indices, ecological
49
50 energetics, population dynamics, etc. However, this is not to rule out the possibility of
51
52 monetary evaluation of services such as carbon sequestration where widely accepted
53
54 valuation procedures exist (Defra, 2007a).
55
56
57
58
59
60
61
62
63
64
65

1
2
3
4
5
6
7
8
9
10
11
12
13
14
15
16
17
18
19
20
21
22
23
24
25
26
27
28
29
30
31
32
33
34
35
36
37
38
39
40
41
42
43
44
45
46
47
48
49
50
51
52
53
54
55
56
57
58
59
60
61
62
63
64
65

With regard to the societal benefits, where these are marketable, their market price may reflect their social worth and can be adopted for valuation purposes. However, for many societal benefits it is evident that either market prices do not reflect society's true valuations, or markets do not actually exist and the benefits are provided at a price of zero which, again, is not a reflection of their true social worth - for example, unregulated recreational angling may represent a case in point. Given such circumstances, a range of methodologies is available to assess more accurately the values that society places on these benefits. These methodologies include: market analysis, productivity gains and losses, production function analysis, hedonic pricing, the travel cost method, contingent valuation, the choice experiment method, damage costs avoided, defensive expenditures, relocation costs, replacement/substitution costs and restoration costs (see for example Turner *et al.*, 2001; Birol *et al.*, 2006; Beaumont *et al.*, 2008; Turner *et al.*, 2010). It should be noted that these techniques are not all consistent with each other. In general terms, those techniques seeking to value 'benefits' through 'willingness to pay' or 'willingness to be compensated' approaches (e.g. contingent valuation method) are a 'better' guide to the underlying economic value than those based on costs. However, it is often the case that methods like 'replacement costs' are the only available option with data and therefore are under some circumstances an adequate proxy.

In capturing the implications of all state changes and impacts of a system in the way described above, a strong realist view on knowledge is being taken. The role of the expert and analyst is emphasised, while more critical discursive interpretations, for example, are not revealed (Svarstad *et al.*, 2008).

Linking Ecosystem Services and Societal Benefits to the DPSIR framework

The DPSIR framework reflects a system dominated by human activities and, traditionally, in its application purports to show the way in which perceived adverse changes occur, their cause and consequences and the methods of responding to them. We can expect that in order to provide the fundamental and final services within an ecosystem that lead to societal

1 benefits, we need a fully functioning ecosystem which is protected from adverse
2 anthropogenic impacts. For example, if the physico-chemical processes are as expected
3 under specific physiographic areas then they will lead to niche creation; organisms will then
4 occupy those niches and once the organisms interact then this leads to ecological
5 functioning (Gray & Elliott, 2009). In turn, for example, low energy marine systems with
6 weak currents and moderate tides will lead to muddy areas which are then colonised by
7 mud-tolerant organisms, and the fine sediments will recycle nutrients and may sequester
8 carbon as well as pollutants. Hence the area supports ecosystem services which in turn
9 produce societal benefits (the mud organisms produce food for fishes which are then
10 harvested). Given all of this, it becomes axiomatic that if adverse *State Changes* and human
11 *Impacts* occur then the system is in danger of not delivering ecosystem services and societal
12 benefits unless we create suitable *Responses* to control the adverse effects of the *Drivers*
13 and *Pressures*. Despite this, however, it is conceivable that we can initiate responses in
14 order to enhance societal benefits, for example recreating wetland habitats (see Elliott *et al.*,
15 2007) will act as a technological response to the exogenic unmanaged pressure of sea-level
16 rise caused by global climate changes and isostatic readjustment by providing economic
17 benefits (prevention of excessive spending on dyke raising) and public safety (preventing
18 flooding) but also it creates habitats and carbon sequestration areas, a so-called 'win-win-
19 win' situation.

42 **Case Studies**

43 Although examples have been included throughout the previous description of concepts, two
44 case studies provide further insight.

50 **Case Study 1: The management of marine aggregates extraction in UK waters**

51 The first case study demonstrates the application of the DPSIR framework and the
52 importance of identifying ecosystem services in the management of the marine aggregates
53 (sands and gravels) extraction industry in the UK. The marine system therefore provides a
54

1
2
3
4
5
6
7
8
9
10
11
12
13
14
15
16
17
18
19
20
21
22
23
24
25
26
27
28
29
30
31
32
33
34
35
36
37
38
39
40
41
42
43
44
45
46
47
48
49
50
51
52
53
54
55
56
57
58
59
60
61
62
63
64
65

fundamental service (aggregates of the right type and location which can be exploited) which leads to benefits for the industry and thus society. The marine aggregates extraction industry may be regarded as one of many sectors in the marine environment and the multi-user needs and uses of marine ecosystem services provides the context for the application of the DPSIR framework, as outlined above, which can be used to highlight the system components relevant to the aggregates extraction activity and an assessment of management options. As dredging companies may operate close to other activities, such as commercial shipping and leisure sailing, port operations, fishing, and offshore energy, and may preclude future developments such as the laying of seabed pipelines, this can result in the potential for spatial conflict between activities (BMAPA, 2010). These competing activities all imply the potential for specifying alternative DPSIR cycles and the need to be critical in defining what is included within the system and the focus of evaluation, and what is assigned to the environment beyond the system's boundary. For this generic case study, a full assessment of the ecosystem services (fundamental and final) and societal benefits is outside this paper, as these would be specific to any given marine extraction site. This case study therefore focuses on the activity at a generic level, with the presented framework being applicable to any specific case study site.

Following Figure 5, *Drivers* and *Pressures* are mainly associated with obtaining aggregate to supplement land-based sources for the construction industry, in addition to being used for beach nourishment projects and coastal defence works (Cooper *et al.*, 2008). In the UK, marine aggregate extraction has taken place since the early 1960s, with extraction levels peaking in the late 1980s, and extraction levels being relatively stable since that period (Austen *et al.*, 2009). Within UK waters, there are nine main aggregate extraction areas, 79 production licences, with a total production of just under 21 million tonnes of aggregate in 2009 (The Crown Estate, 2010).

There is a growing literature assessing the *State Changes* associated with marine aggregate extraction and including, for example, the benthos (Boyd *et al.*, 2003; Boyd *et al.*, 2005;

1
2
3
4
5
6
7
8
9
10
11
12
13
14
15
16
17
18
19
20
21
22
23
24
25
26
27
28
29
30
31
32
33
34
35
36
37
38
39
40
41
42
43
44
45
46
47
48
49
50
51
52
53
54
55
56
57
58
59
60
61
62
63
64
65

Cooper *et al.*, 2008; Ware *et al.*, 2009), fish populations (Stelzenmüller *et al.*, 2010) and habitats (Erftemeijer & Lewis, 2006). In general, environmental *State Changes* involve both the physical systems (e.g. the changes to particle size on the seabed, increased water column turbidity, etc) and the biological systems (e.g. removal of benthos and the subsequent impact on availability of food for fish populations, etc) and thus have the ability to impact upon the benefits which society obtains from the marine environment. As discussed above, the ES&SB methodology can be applied to put into context the *State Changes* resulting from the *Pressures*.

There is very little literature evaluating ecosystem services with respect to the marine aggregate industry, and this is at the site-specific level. Austen *et al.* (2009) focuses on aggregate extraction sites located within the Eastern English Channel Marine Natural Area (ECMNA), UK. Their study identifies and quantifies the impacts of the marine aggregate extraction industry on some ecosystem services and notes systemic issues. The area is identified as a principle source of aggregate supply in the UK, with landings of 6.7 million tonnes (29% of the UK marine supply) in 2007. However, the study reports, for example, that crab landings in the ECMNA were valued at £1.9 million in 2003 but observed a decline in crab populations within the aggregate extraction areas, when compared with adjacent ports. Austen *et al.* (2009) note that crab breeding areas in these sands and gravels raises issues for the management of the marine aggregates sector. The ECMNA also provides fundamental and final ecosystem services which deliver other societal benefits including leisure and recreation such as sea angling and seaside day trips (£1,096 million), food provision including both fish and shellfish landings (£10.5 million), and gases and climate regulation (£1.4 million - £6.6 million).

The societal *Responses* then include governance issues. The UK seabed is owned by The Crown Estate which has responsibility for managing aggregate dredging activities, and adopts a licence scheme for this purpose. The seabed is also subject to both national and EU regulation; Environmental Impact Assessments (EIAs) and Habitats (Extraction of

1 Minerals by Marine Dredging) Regulations form part of the regulatory regime, and mitigating
2 strategies are proposed to counteract any potential *Impact* from the activities. Conditions on
3 each licence are site-specific and can cover issues such as boundaries of extraction areas,
4 extraction rates, how the seabed must be left at the cessation of dredging and the precise
5 environmental attributes that must be monitored before, during and after dredging (Defra,
6 2002; 2007b; Cooper *et al.*, 2010). Individual licences also require an indication of the social
7 need and economic costs and benefits of marine aggregate use as well as consideration of
8 rehabilitation post-use. For post-dredging sites, Bellew and Drabble (2004) suggest five
9 potential policy options: 1) non-intervention, allowing natural recovery, 2) exclusion of other
10 users to increase the rate of recovery, 3) conservation of the altered habitat, 4) restoration,
11 in order to return the area to its pre-dredge condition, and 5) habitat creation/enhancement
12 (e.g. see Cooper *et al.*, 2010). For each of these restoration options it is important to identify
13 and quantify the ecosystem services provided by the marine environment before the
14 dredging took place, to understand how the dredging activities have affected these and to
15 assess the potential for restoration options to restore the services back to their original state.
16 This issue is currently being addressed by a project funded through the Marine Aggregate
17 Levy Sustainability Fund (Contract No. MEPF 09/P115) which is due to report in 2011.

38 **Case Study 2: The management of marine biodiversity at Flamborough Head, UK**

39 The second case study applies the methodology to the management of biodiversity at
40 Flamborough Head, UK. This coastal site has multi-user characteristics and is especially
41 distinctive for being designated as a European Marine Site (EMS) for its diverse habitats
42 (designated as a Special Area for Conservation (SAC) under the EU Habitats Directive
43 92/43/EEC) and abundant seabird colonies (designated a Special Protection Area (SPA)
44 under the EU Wild Birds Directive 79/409/EEC) (for further details see Burdon & Atkins,
45 2007). At the same time, it has many of the uses and users of other marine areas, such as
46 fishing, recreation, waste disposal, aggregate and oil and gas resources. As with the
47 previous case study, defining system boundaries is central to the application of the DPSIR

1
2
3
4
5
6
7
8
9
10
11
12
13
14
15
16
17
18
19
20
21
22
23
24
25
26
27
28
29
30
31
32
33
34
35
36
37
38
39
40
41
42
43
44
45
46
47
48
49
50
51
52
53
54
55
56
57
58
59
60
61
62
63
64
65

framework, although in contrast to the aggregate case study, its EU designations restrict activities and influence other management interventions. An assessment of the ecosystem (fundamental and final) services and societal benefits provided by the Flamborough Head marine environment highlights potential conflicts between the user community's activities and the integrity of the site.

As an EMS, the UK Habitats Regulations 1994 make provision (under Regulation 34) for Relevant Authorities to establish a management scheme. In 2000, the first Management Scheme was produced by the Flamborough Head Management Group for the Flamborough Head EMS (Evans, 2000) and highlighted the requirement for integrated management for the site. This led to the Flamborough Head Maritime Forum being established to provide user community involvement in the management of the EMS. The Management Scheme was reviewed in 2007 to give the Flamborough Head Management Plan (Stockdale, 2007) with the aim to *'ensure that human activities at Flamborough Head are managed in a way that is compatible with the natural assets of Flamborough, and to seek opportunities to improve these assets and the human activities that depend upon them'*. Thus the Management Plan plays a central role in determining types and level of activity and other interventions within the Flamborough Head EMS.

Given the many uses and users of this and most other marine sites then we can envisaged the areas as requiring multiple DPSIR cycles. Hence, the complexity of the management of this protected site is demonstrated conceptually in Figure 6. It recognises the multiple activities undertaken at Flamborough Head through the DPSIR framework of multiple users within the boundary of this system. Importantly, *Responses* in the DPSIR framework are guided by the Management Plan, hence its place at the centre of the Figure. The several sectoral activities are depicted in Figure 6 by DPSIR 'cycles' (I, II, III, IV...N). The boundary of the system is placed so that all of these activities are placed within the system. It is also recognised that the system will be subject to exogenic unmanaged pressures and

1
2 natural change. The complexity of this system is reflected by the linkages and feedback
3 loops drawn between the DPSIR cycles.
4

5 In the case of Flamborough Head the activities include for example, fishing, industrial
6 development and recreational amenity. The coastal waters support a high level of
7 commercial and recreational fishing activity exploiting a mixed fishery through potting,
8 trawling, netting and lines. The municipal sewage treatment works discharge treated wastes
9 as does an industry - distilling, brewing and food malts for domestic and export markets. All
10 of these activities are managed within the framework of the integrated Flamborough Head
11 Management Plan.
12
13
14
15
16
17
18
19
20

21 Several *Pressures*, resulting from these activities, are placed upon the system, including the
22 exploitation of fisheries and industrial discharges have to coexist with the demand for
23 conservation of biodiversity. For example, there are currently 9 inshore vessels (<10m)
24 registered at Flamborough, all with shellfish licences, which exploit populations of European
25 lobster, edible crab, velvet crab and whelks. Sewage treatment works discharge into the
26 area, north and south of the headland and industry discharges a maximum of 2,500m³/day
27 consented for 100 mg/l of suspended solids, 300mg/l of BOD and 10mg/l of ammonia (Cefas
28 discharge consent database, 2000). The outstanding natural features associated with
29 Flamborough Head, in addition to its proximity to tourist resorts, attracts over 56,000 visitors
30 per year (East Riding News, September 2006).
31
32
33
34
35
36
37
38
39
40
41
42
43

44 The *Pressures*, in turn, can lead to *State Changes* in the environment. For example, if not
45 managed correctly commercial fisheries may remove unsustainable levels of fish/shellfish
46 species from the area, trawling activities may damage some of the subtidal habitats, and the
47 industrial effluents may increase the level of pollutants in the water/sediments.
48
49
50
51
52
53

54 It is of note that although *State Changes* can be monitored (for example by monitoring
55 shellfish stocks and water quality), it is more difficult to provide direct evidence of cause and
56 effect relationships given the complexity of competing uses in the marine environment and
57
58
59
60
61
62
63
64
65

1 natural change in the system. *State Changes* in the environment are of importance if they
2 lead to *Impacts* which affect society. For example, a loss of biodiversity and/or habitat may
3
4 have an impact on the local fish populations which use these fundamental and final services
5
6 for food and shelter; a loss in fish populations (especially sand eels) may also reduce both
7
8 bird numbers at the local seabird reserve and wildlife watchers visiting the site; and a
9
10 reduction in bathing water quality, as an effect of industrial discharges, may result in fewer
11
12 tourists visiting the beaches.
13

14
15
16 The aim of the Flamborough Head Management Plan and its legal status provide an
17
18 integrative basis for managing *Pressures* and determining *Responses* associated with the
19
20 various activities. For example, commercial fisheries activities are monitored by the North
21
22 Eastern Sea Fisheries Committee (NESFC) which aims to '*manage, regulate and develop*
23
24 *and protect the fisheries...with a view to ensuring the sustainability of the marine*
25
26 *environment both now and into the future*'. Projects within the NESFC district which
27
28 represent human *Responses* to *Pressures* on the system include:
29
30

- 31
32 • The establishment of three Prohibited Trawl Zones (PTZ) (see Allen, 2008) to protect
33
34 static gear fisheries and to prevent conflict between mobile and static gear interests
35
36 and potentially have wider benefits for marine diversity by contributing to resource
37
38 management, conservation and habitat enhancement (Thomson *et al.*, 2010).
39
40
- 41
42 • An agreement in April 2008 to designate an experimental No Take Zone (NTZ)
43
44 (Thomson *et al.*, 2010). The designation is consistent with The Ecosystem Approach
45
46 by protecting both the commercial species and their habitat thereby serving as a
47
48 conservation measure as well as a fisheries management tool. The regulation will
49
50 protect the interest features and ensure that the NESFC is meeting its statutory
51
52 duties.
53
54

55
56 Water quality is also addressed in the Management Plan. For bathing water quality there
57
58 have been large scale improvements to sewage treatment works which now exceed the
59
60

1 requirements of the EU Bathing Waters Directive 76/160/EEC. Both secondary treatment
2 and UV disinfection facilities have been installed together with the construction of long sea
3 outfalls in an attempt to comply with both the mandatory or *Imperative* standards and the
4 *Guideline* standards (Mazik & Elliott, 2003).
5
6
7

8
9 A summary of the ecosystem services (fundamental and final) and societal benefits identified
10 for Flamborough Head are presented in Table 2. The governance procedures followed to
11 establish the current site designations have already required quantifying some elements of
12 these ecosystem services, and some valuation has also been attempted. For example,
13 Burdon and Atkins (2007) examine public perceptions of and elicited willingness-to-pay
14 valuations for the protection of marine biodiversity at Flamborough Head through a
15 contingent valuation survey undertaken in 2007. A sample survey of 222 visitors to the site
16 produced a mean willingness-to-pay, associated with a one off payment, to conserve marine
17 biodiversity of £71.91 (std. dev. = £123.41), with a median willingness-to-pay of £40.00.
18
19
20
21
22
23
24
25
26
27
28
29

30 **Discussion**

31
32 The management of the marine environment requires an approach that recognises the
33 complexity of the system and accommodates the full user community and their current,
34 multiple, interacting uses. This can be provided by an integrated methodology based on the
35 DPSIR framework and ES&SB, thereby encompassing The Ecosystem Approach. It has to
36 acknowledge the need to protect and maintain the ecosystem fundamental and final services
37 as a means of delivering societal benefits which we argue are a means to capture and
38 evaluate, in a comprehensive way, the implications of *State Changes* and *Impacts* of the
39 marine system. By applying the methodology to a specific (sectoral) activity, in the case of
40 marine aggregates extraction in the UK, and to a specific management aim, in the case of
41 conservation of biodiversity and the integrity of a multiuser site at Flamborough Head, we
42 have shown that there is a set of fundamental concepts and directions which link the three
43 philosophies (The Ecosystem Approach, DPSIR and ES&SB approaches). For these
44 concepts to be accepted and to be integrated, and acknowledging the complexity of the
45
46
47
48
49
50
51
52
53
54
55
56
57
58
59
60
61
62
63
64
65

1
2 marine environment, we propose basic postulates for sustainable management of the marine
3 environment, referred to here as the *DPSIR-ES&SB* postulates:
4

- 5 • That the fundamental and final services refer to the sum total of ecosystem natural
6 processes;
7
- 8 • That the fundamental services are the physico-chemical processes and regimes
9 which set up the fundamental ecological niches which are then colonised by
10 organisms;
11
- 12 • That the final ecosystem services are the biotic processes whereby the biological
13 communities occupying the fundamental niches then interact and are modified and
14 that these may then also modify the environment through, e.g., bioturbation, chemical
15 changes, organic removal;
16
- 17 • That the ecosystem services will lead to societal benefits and that a fully functioning
18 ecosystem, as defined by the fundamental and final services, is needed in order to
19 sustain benefits for society;
20
- 21 • That whereas economic techniques are favoured for evaluating the societal benefits,
22 the fundamental and final ecosystem services are more often evaluated by scientific
23 analytical (physical, chemical and biological) measurements;
24
- 25 • That *Drivers* and *Pressures* will lead to adverse *State Changes* unless the system
26 can absorb the *Pressures* or there are thresholds which have not been exceeded (i.e.
27 resistance to change);
28
- 29 • That the desirable state for the marine environment is to maintain and protect the
30 natural ecological features while at the same time sustainably meeting societal
31 needs;
32
33
34
35
36
37
38
39
40
41
42
43
44
45
46
47
48
49
50
51
52
53
54
55
56
57
58
59
60
61
62
63
64
65

- 1 • That systems which have an ability to withstand some stressors or change their state
2 but then return to a pre-defined and desirable state once a stressor has been
3 removed are deemed to be resilient (see also Elliott *et al.*, 2007);
4
5
6
- 7 • That *State Changes* will lead to *Impacts* on the human system (i.e. societal impacts)
8 unless the system can tolerate and absorb such changes without long-term adverse
9 consequences, what has been called environmental homeostasis (see Elliott &
10 Quintino, 2006);
11
12
13
14
- 15 • That *Drivers* and *Pressures* will lead to adverse *State Changes* unless society agrees
16 to and adopts *Responses*;
17
18
19
20
- 21 • That some pressures may emanate from within the system and have their causes
22 and consequences managed, i.e. endogenic managed pressures, but others are from
23 external to the system whereby only their consequences can be managed, i.e.
24 exogenic unmanaged pressures;
25
26
27
28
29
30
- 31 • That the adverse societal *Impacts* need to be countered by *Responses* (covering
32 economic instruments, governance, technology, etc.) otherwise the societal benefits
33 are sooner or later compromised;
34
35
36
37
38
- 39 • That the system can be managed through *Responses* to give better fundamental and
40 final services (e.g. by habitat creation) and thus can produce additional societal
41 benefits;
42
43
44
45
- 46 • That adverse *State Changes* will by definition hinder the processes required for a
47 fully functioning ecosystem;
48
49
50
- 51 • That the scale of *State Change* and *Impact*, as reflected in the user community and
52 on the ecosystem services and societal benefits, can be used to demarcate the
53 boundary of the system.
54
55
56
57
58
59
60
61
62
63
64
65

1
2
3
4
5
6
7
8
9
10
11
12
13
14
15
16
17
18
19
20
21
22
23
24
25
26
27
28
29
30
31
32
33
34
35
36
37
38
39
40
41
42
43
44
45
46
47
48
49
50
51
52
53
54
55
56
57
58
59
60
61
62
63
64
65

Within these 15 postulates, we are assuming that the *State Changes* and the *Impacts* within the DPSIR framework are perceived to be adverse but one might perceive positive *State Changes* and *Impacts*. If they are positive then we can get more societal benefits, for example, if thermal effluent from a power plant increases the growth of a species in the receiving area then a greater harvest could result. However if the growth and dominance of that species was to the detriment of other species then this might be a net negative effect. Similarly, the postulates have attempted to encapsulate that the ‘desirable state’ is from both natural and human capital perspectives. While there exists a clear potential for privileging one perspective (e.g. economic or ecological) over another (e.g. ecological or economic) in the management of the marine environment, the systemic methodology proposed here recognises the range of perspectives and identifies the consequences of privileging one group of the user community over another. However, it emphasises that giving privilege to one or other of its ecological or socio-economic origins over the other is neither fulfilling The Ecosystem Approach nor is a sustainable and socially desirable outcome. Thus, in developing and applying the *DPSIR-ES&SB* methodology this paper focuses on fundamental questions about the marine environment and its management, and identifies key issues for taking our understanding further.

Acknowledgements

41
42
43
44
45
46
47
48
49
50
51
52
53
54
55
56
57
58
59
60
61
62
63
64
65

The authors acknowledge the support of the European Commission (Contract Number GOCE-CT-2003-505446) and members of the Marine Biodiversity and Ecosystem Functioning EU Network of Excellence (MarBEF), and the support of the Aggregate Levy Sustainability Fund (Ref: MEPF 09/P115) and discussions with members of the Seabed Restoration Project. This study forms part of the European projects WISER (Grant Agreement 226273, 7th Framework Programme) and TiDE (Interreg 4c). The authors also benefited from comments received from participants of the 54th Annual Meeting of the International Society for the Systems Sciences entitled ‘Governance for a Resilient Planet’, Waterloo, Canada, 18-23 July 2010.

References

- 1
2
3 Allen, J.H., 2008. *Ecological assessment of Yorkshire Coast Prohibited Trawling Areas*.
4
5 Institute of Estuarine & Coastal Studies (IECS), University of Hull, Hull, UK. Report
6
7 ZBB663-F-2008 to North Eastern Sea Fisheries Committee.
8
9
- 10 Atkins, J.P., Burdon, D., Elliott, M. & Gregory, A.J., submitted. Problem structuring methods
11
12 and the marine environment.
13
14
- 15 Austen, M.C., Hattam, C., Lowe, S., Mangi, S.C. & Richardson, K., 2009. *Quantifying and*
16
17 *valuing the impacts of marine aggregate extraction on ecosystem goods and services*.
18
19 Marine Aggregate Levy Sustainability Fund (MALSF). MEPF 08-P77.
20
21
- 22 Beaumont, N.J., Austen, M.C., Atkins, J.P., Burdon, D., Degraer, S., Dentinho, T.P., Derous,
23
24 S., Holm, P., Horton, T., Van Ierland, E., Marboe, A.H., Starkey, D.J., Townsend, M. &
25
26 Zarzycki, T., 2007. Identification, definition and quantification of goods and services
27
28 provided by marine biodiversity: Implications for the ecosystem approach. *Marine*
29
30 *Pollution Bulletin*, 54(3), pp. 253-265.
31
32
- 33
34 Beaumont, N.J., Austen, M.C., Mangi, S.C. & Townsend, M., 2008. Economic valuation for
35
36 the conservation of marine biodiversity. *Marine Pollution Bulletin*, 56, pp. 386-396.
37
38
- 39 Bellew, S. & Drabble, R., 2004. *Marine aggregate site restoration and enhancement –*
40
41 *strategic policy overview*. Report to the British Marine Aggregates Producers
42
43 Association, the Crown Estate and English Nature (Ref: 04/J/01/06/0548/0437).
44
45
- 46 Birol, E., Karousakis, K. & Koundouri, P., 2006. Using economic valuation techniques to
47
48 inform water resources management: a survey and critical appraisal of available
49
50 techniques and an application. *Science of the Total Environment*, 365, pp. 105–122.
51
52
- 53
54 BMAPA, 2010. British Marine Aggregate Producers Association (BMAPA) website.
55
56 <http://www.bmapa.org/>
57
58
59
60
61
62
63
64
65

- 1
2
3
4
5
6
7
8
9
10
11
12
13
14
15
16
17
18
19
20
21
22
23
24
25
26
27
28
29
30
31
32
33
34
35
36
37
38
39
40
41
42
43
44
45
46
47
48
49
50
51
52
53
54
55
56
57
58
59
60
61
62
63
64
65
- Borja, A., Galparsoro, I., Solaun, O., Muxika, I., Tello, E.M., Uriarte, A. & Valencia, V., 2006. The European Water Framework Directive and the DPSIR, a methodological approach to assess the risk of failing to achieve good ecological status. *Estuarine, Coastal and Shelf Science*, 66(1-2), pp. 84-96.
- Boyd, J. & Banzhaf, S., 2007. What are ecosystem services? *Ecological Economics*, 63(2-3), pp. 616–626.
- Boyd, S.E., Limpenny, D.S., Rees, H.L., Cooper, K.M., 2005. The effects of marine sand and gravel extraction on the macrobenthos at a commercial dredging site (results 6 years post-dredging). *ICES Journal of Marine Science*, 62(2), pp. 145–162.
- Boyd, S.E., Limpenny, D.S., Rees, H.L., Cooper, K.M., Campbell, S., 2003. Preliminary observations of the effects of dredging intensity on the re-colonisation of dredged sediments off the southeast coast of England (Area 222). *Estuarine Coastal Shelf Science*, 57(1–2), pp. 209–223.
- Buckley, W., 1967. *Sociology and Modern Systems Theory*. New Jersey: Englewood Cliffs.
- Burdon, D. & Atkins, J.P., 2007. *An initial economic evaluation of marine goods and services at Flamborough Head, UK*. Institute of Estuarine & Coastal Studies (IECS), University of Hull, Hull, UK. Report SBB231-D1-2007.
- CBD, 2000. Convention on Biological Diversity. <http://69.90.183.227/doc/legal/cbd-un-en.pdf>.
- Cooper, K.M., Barrio Froján, C.R.S., Defew, E., Curtis, M., Fleddum, A., Brooks, L. & Paterson, D.M., 2008. Assessment of ecosystem function following marine aggregate dredging. *Journal of Experimental Marine Biology and Ecology*, 366, pp. 82–91.
- Cooper, K.M., Ware, S.W., Vanstaen, K. and Barry, J. 2010. Gravel seeding - A suitable technique for restoring the seabed following marine aggregate dredging? *Estuarine, Coastal and Shelf Science* (2010), doi:10.1016/j.ecss.2010.10.011

1 Daily, G.C., 1997. *Nature's Services: Societal Dependence on Natural Ecosystems*. Island
2 Press. Washington, DC, USA.
3

4
5 De Groot, R.S., Wilson, M.A. & Boumans, R.M.J., 2002. A typology for the classification,
6 description and valuation of ecosystem functions, goods and services. *Ecological*
7 *Economics*, 41, pp. 393-408.
8
9

10
11
12 Defra, 2002. *Marine mineral guidance 1: extraction by dredging from the English seabed*.
13 Department for Environment, Food and Rural Affairs & The Crown, London, p. 32.
14

15
16
17 Defra, 2007a. *An introductory guide to valuing ecosystem services*. Defra, London.
18

19
20 Defra, 2007b. *Marine mineral guidance 2: the control of marine minerals dredging from*
21 *British seabeds*. Department for Environment, Food and Rural Affairs & The Crown,
22 London, p. 77.
23
24
25

26
27
28 EEA, 1999. *Environmental Indicators: typology and overview*. Unpublished Technical
29 Report, No. 25, European Environment Agency, Copenhagen.
30

31
32
33 Elliott, M., 2002. The role of the DPSIR approach and conceptual models in marine
34 environmental management: an example for offshore wind power. *Marine Pollution*
35 *Bulletin*, 44, pp. iii-vii.
36
37
38

39
40 Elliott, M., (in press). Marine science and management means tackling exogenic
41 unmanaged pressures and endogenic managed pressures – a numbered guide.
42 *Marine Pollution Bulletin*, in press.
43
44
45

46
47 Elliott, M., Burdon, D. & Hemingway, K., 2006. *Marine ecosystem structure, functioning,*
48 *health and management and potential approaches to marine ecosystem recovery: a*
49 *synthesis of current understanding*. CCW Policy Research Report No. 06/5.
50
51

52
53
54 Elliott, M., Burdon, D., Hemingway, K.L. & Apitz, S., 2007. Estuarine, coastal and marine
55 habitat and ecosystem restoration: confusing management and science. *Estuarine,*
56 *Coastal and Shelf Science*, 74, pp. 349-366.
57
58
59

1 Elliott, M. & Quintino, V., 2006. The Estuarine Quality Paradox, Environmental Homeostasis
2 and the difficulty of detecting anthropogenic stress in naturally stressed areas. *Marine*
3
4 *Pollution Bulletin*, 54, pp. 640-645.
5

6
7 Erfteemeijer, P.L.A. & Robin Lewis III, R.R., 2006. Environmental impacts of dredging on
8
9 seagrasses: a review. *Marine Pollution Bulletin*, 52, pp. 1553–1572.
10

11
12 European Commission, 2008. Directive 2008/56/EC of the European Parliament and of the
13
14 Council of 17 June 2008 establishing a framework for community action in the field of
15
16 marine environmental policy (Marine Strategy Framework Directive). *Official Journal*
17
18 *of the European Union*, L164, pp. 19-40.
19

20
21
22 Evans, K., 2000. Flamborough Head European Marine Site Management Scheme.
23
24 December 2000. Flamborough Head Project Officer, Town Hall, Bridlington, UK.
25

26
27 Fisher, B., Turner, R. K., & Morling, P., 2009. Defining and classifying ecosystem services
28
29 for Decision Making, *Ecological Economics*, 68 (3).
30

31
32 Gray, J.S. & Elliott, M., 2009. *Ecology of marine sediments – from science to management*.
33
34 Second Edition, Oxford University Press, Oxford.
35

36
37 Holland, J.H., 1992. *Adaptation in natural and artificial systems: an introductory analysis*
38
39 *with applications to biology, control, and artificial intelligence*. Cambridge, Mass: MIT
40
41 Press.
42

43
44 ICES, 2005. *Guidance on the application of the Ecosystem Approach to management of*
45
46 *human activities in the European marine environment*. ICES Cooperative Research
47
48 Report, No. 273, 22pp.
49

50
51 Laffoley, D.d'A., Maltby, E., Vincent, M.A., Mee, L., Dunn, E., Gilliland, P., Hamer, J.P.,
52
53
54 Mortimer, D. & Pound, D., 2004. *The ecosystem approach. Coherent actions for*
55
56 *marine and coastal environments*. A report to the UK Government. Peterborough,
57
58 English Nature, p. 65.
59

- 1
2
3
4
5
6
7
8
9
10
11
12
13
14
15
16
17
18
19
20
21
22
23
24
25
26
27
28
29
30
31
32
33
34
35
36
37
38
39
40
41
42
43
44
45
46
47
48
49
50
51
52
53
54
55
56
57
58
59
60
61
62
63
64
65
- Likens, G., 1992. *An ecosystem approach: its use and abuse*. Excellence in ecology. Book 3. Ecology Institute, Oldendorf/Luhe, Germany.
- Luisetti, T., Turner, R.K., Hadley, D. & Morse-Jones, S., 2010. Coastal and marine ecosystem services valuation for policy and management. CSERGE Working Paper EDM 10-04.
- Maxim, L., Spangenberg, J.H. & O'Connor, M., 2009. An analysis of risks for biodiversity under the DPSIR framework. *Ecological Economics*, 69(1), pp. 12-23.
- Mazik, K. & Elliott, M., 2003. Bathing Beaches Data Analysis. Institute of Estuarine & Coastal Studies (IECS), University of Hull, Hull, UK. Report ZBB602-2003 to Yorkshire Water plc.
- McLusky, D.S. & Elliott, M., 2004. *The estuarine ecosystem: ecology, threats and management*. Third Edition, Oxford University Press, Oxford.
- Mee, L.D., Jefferson, R.L., Laffoley, D. d'A. & Elliott, M., 2008. How good is good? Human values and Europe's proposed Marine Strategy Directive. *Marine Pollution Bulletin*, 56(2), pp. 187-204.
- MEA, 2005. *Millennium Ecosystem Assessment - Ecosystems and Human Wellbeing Biodiversity Synthesis*. Island Press Washington, DC.
- Österblom, H., Gårdmark, A., Bergström, L., Müller-Karulis, B., Folke, C., Lindegren, M., Casini, M., Olsson, P., Diekmann, R., Blenckner, T., Humborg, C. & Möllmann, C., 2010. Making the ecosystem approach operational - Can regime shifts in ecological and governance systems facilitate the transition? *Marine Policy*, 34(6), pp. 1290-1299.
- Pope, J.G. & Symes, D., 2000. *An ecosystem based approach to the Common Fisheries Policy: Defining the Goals*. English Nature, Peterborough.
- Rogers, S.I. & Greenaway, B., 2005. A UK perspective on the development of marine ecosystem indicators. *Marine Pollution Bulletin*, 50(1), pp. 9-19.

1
2 Svarstad, H., Petersen, L.K., Rothman, D., Siepel, H. & Wätzold, F., 2008. Discursive
3 biases of the environmental research framework DPSIR. *Land Use Policy*, 25, pp.
4 116–125.
5

6
7 Stelzenmüller, V., Ellis, J.R. & Rogers, S.I., 2010. Towards a spatially explicit risk
8 assessment for marine management: Assessing the vulnerability of fish to aggregate
9 extraction. *Biological Conservation*, 143, pp. 230–238.
10
11

12
13 Stockdale, L., 2007. *The Flamborough Head Management Plan*. March 2007.
14 Flamborough Head Project Officer, Bridlington, UK.
15
16

17
18 The Crown Estate, 2010. *Marine aggregates*. The Crown Estate website.
19
20 http://www.thecrownestate.co.uk/marine_aggregates
21
22

23
24 Thomson, S.M., Elliott, M., Johnson, M., Perez-Dominguez, R. & Hull, S., 2010. *No Take*
25 *Zone Monitoring, Flamborough Head*. Institute of Estuarine & Coastal Studies (IECS),
26 University of Hull, Hull, UK. Report ZBB746-F-2010 to Flamborough Head
27 Management Group.
28
29
30
31
32

33
34 Turner, R.K., Bateman, I.J. & Adger, W.N. (Eds.), 2001. *Economics of coastal and water*
35 *resources: valuing environmental functions*. Kluwer Academic Publishers, London.
36
37
38

39
40 Turner, R.K., Morse-Jones, S. & Fisher, B., 2010. Ecosystem valuation - A sequential
41 decision support system and quality assessment issues. *Ann. N.Y. Acad. Sci.*, 1185,
42 pp. 79–101.
43
44
45

46
47 Ware, S.J., Rees, H.L., Boyd, S.E. & Birchenough, S.N., 2009. Performance of selected
48 indicators in evaluating the consequences of dredged material relocation and marine
49 aggregate extraction. *Ecological Indicators*, 9, pp 704-718.
50
51
52
53
54
55
56
57
58
59
60
61
62
63
64
65

Table 1: Ecosystem services provided by the marine environment (adapted from Beaumont *et al.*, 2007).

Category	Ecosystem Services
Production services	Food provision - extraction of estuarine/marine organisms for human consumption.
	Raw materials - extraction of minerals and organisms not for human consumption.
	Transport and navigation - use of waterways for shipping.
	Energy - non-consumptive use of the estuarine/marine environment for energy generation e.g. wave and tidal power.
Regulation services	Residential and industrial water supply - abstraction of water for residential and industrial purposes.
	Gas and climate regulation - balance and maintenance of the atmosphere.
	Disturbance prevention - flood and storm protection by biogenic structures.
Cultural services	Bioremediation of waste - removal of pollutants by storage, burial and recycling.
	Cultural heritage and identity - value associated with the estuarine/marine environment itself.
	Cognitive values - education and research resulting from the estuarine/marine environment.
	Leisure and recreation - refreshment and stimulation of the human body and mind through the perusal and study of, and engagement with, the estuarine/marine environment.
Option use values	Feel good or warm glow - value derived from the estuarine/marine environment without using it.
	Future unknown or speculative benefits - currently unknown future uses of the estuarine/marine environment.
Over-arching support services	Resilience and resistance - life support by the marine environment and its response to pressures.
	Biologically mediated habitat - habitat provided by living estuarine/marine organisms.
	Physical habitat - habitat provided by the physical (non-living) environment
	Nutrient cycling - the storage, cycling and maintenance of nutrients by estuarine/marine environment.

Table 2: Examples of the ecosystem services and societal benefits provided by the marine environment at Flamborough Head.

Category	Ecosystem services	Description
Fundamental services	Gas and climate regulation	Kelp forests act as a source and/or sink for CO ₂ .
	Physical habitat	The extensive chalk sea cliffs provide habitat for many nationally and internationally important breeding populations of seabirds, whilst the waters contain other important features including littoral and sublittoral reefs, submerged/slightly submerged sea caves, rocky shores, kelp forests and subtidal faunal turf communities.
	Nutrient cycling	The communities found at the north and south cliff, differ noticeably due to the Flamborough Front, a summer oceanographic boundary between the northern and southern North Sea creating a very productive, nutrient-rich environment.
Final services	Bioremediation of waste	There has been a history of anthropogenic activity in the area e.g. distilling, brewing and food malt production and sewage treatment discharges.
	Biologically mediated habitat	Significant kelp forests (<i>Laminaria hyperborea</i>) and forests of <i>Laminaria saccharina</i> with red algal undergrowth in nearshore. Physical habitats include chalk reefs, sea caves and maritime cliff vegetation.
	Resilience and resistance	Despite the anthropogenic activity in the area, current site designations suggest a relatively high level of resilience and resistance although further evidence is needed.
Societal Benefits	Food provision	The site supports a high level of commercial and recreational fisheries including trawling, netting, potting and lines in order to exploit the mixed fishery. There is also a developing sea bass fishery in the area using pair trawling techniques.
	Raw materials	Intertidal areas around the headland have historically been subject to the collection of bait and fossils.
	Transport and navigation	Due to the presence of chalk reefs, obscured outcrops and strong tidal currents Flamborough Head has always been a dangerous place for shipping.
	Energy	There is no marine energy generation although offshore wind farm sites are proposed and gas storage facilities are located to the south of the EMS.
	Residential and industrial water supply	There is no evidence of water being abstracted for residential and industrial uses.
	Disturbance prevention	Not understood at present.
	Cultural heritage and identity	The Heritage Coast covers 19km and includes archaeological and historical features.
	Cognitive values	Flamborough Head is an educational and research resource used by schools and universities as well as statutory monitoring undertaken by relevant authorities.
	Leisure and recreation	Flamborough is a popular tourist destination, with over 56,000 visitors per year. Recreational activities include angling, bathing, canoeing, walking, bird watching (from both land and sea), rock-pooling, boating and diving.
	Feel good or warm glow	Existence values are considered likely to be positive because of the site's outstanding natural features.
Future unknown or speculative benefits	Widespread current user values suggest that option use values will be positive.	

Box 1: The twelve principles of The Ecosystem Approach (CBD, 2000).

1. The objectives of management of land, water and living resources are a matter of societal choices.
2. Management should be decentralised to the lowest appropriate level.
3. Ecosystem managers should consider the effects (actual or potential) of their activities on adjacent and other ecosystems.
4. Recognising potential gains from management, there is usually a need to understand and manage the ecosystem in an economic context. Any such ecosystem-management programme should: a) Reduce those market distortions that adversely affect biological diversity; b) Align incentives to promote biodiversity conservation and sustainable use; c) Internalise costs and benefits in the given ecosystem to the extent feasible.
5. Conservation of ecosystem structure and functioning, in order to maintain ecosystem services, should be a priority target of the ecosystem approach.
6. Ecosystem must be managed within the limits of their functioning.
7. The ecosystem approach should be undertaken at the appropriate spatial and temporal scales.
8. Recognising the varying temporal scales and lag-effects that characterize ecosystem processes, objectives for ecosystem management should be set for the long term.
9. Management must recognise that change is inevitable.
10. The ecosystem approach should seek the appropriate balance between, and integration of, conservation and use of biological diversity.
11. The ecosystem approach should consider all forms of relevant information, including scientific and indigenous and local knowledge, innovations and practices.
12. The ecosystem approach should involve all relevant sectors of society and scientific disciplines.

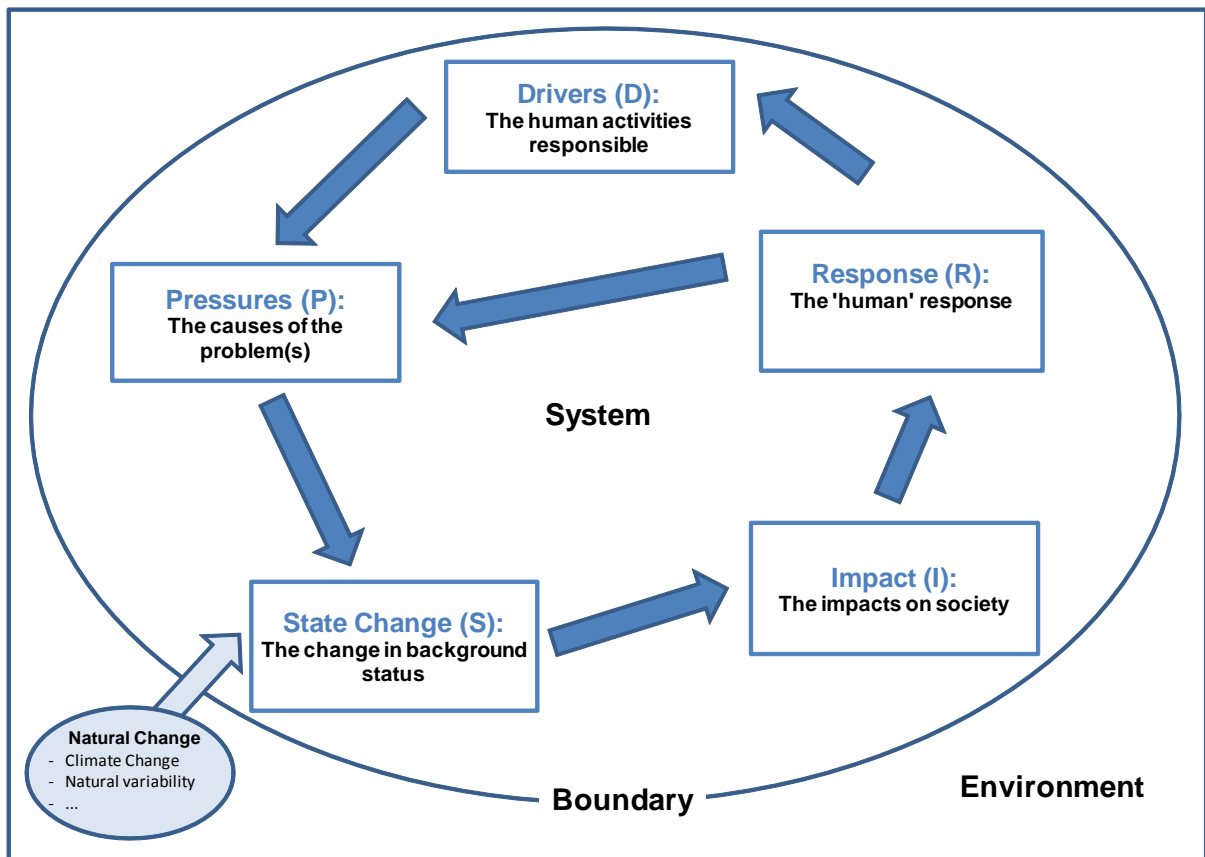


Figure 1: The DPSIR framework as a cycle and system in the environment.

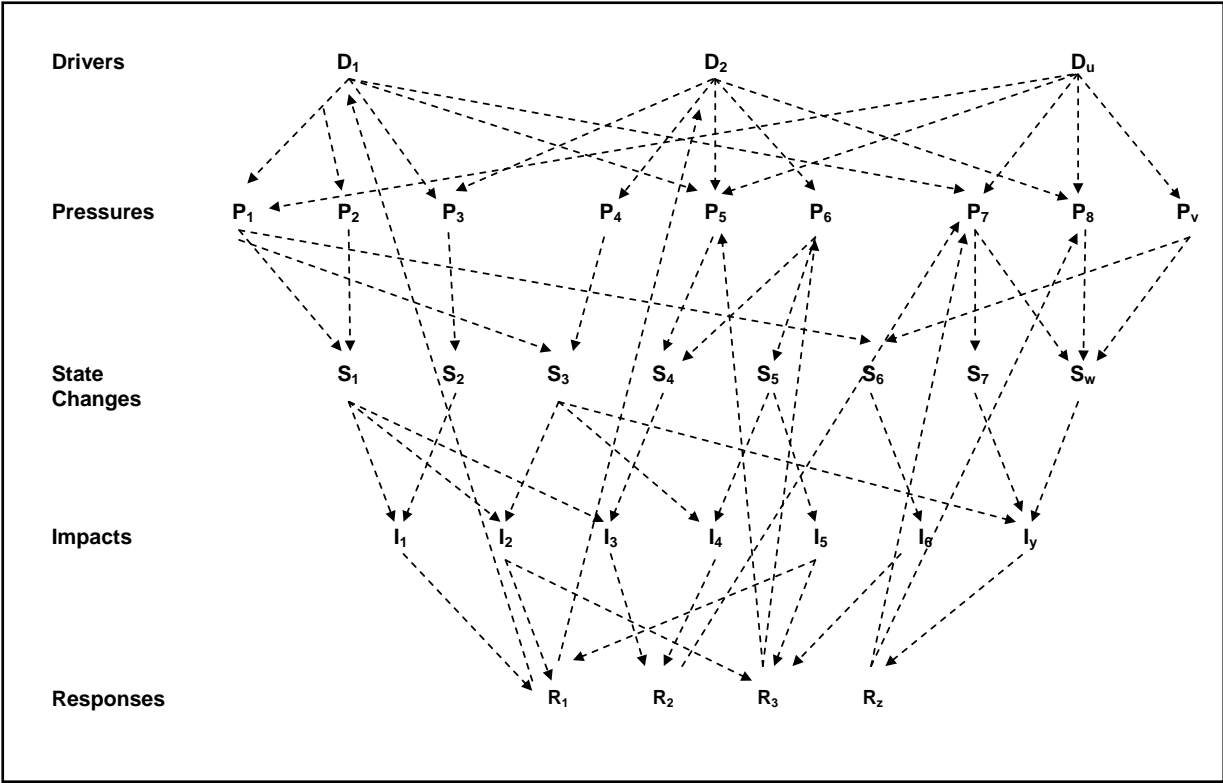


Figure 2: An illustration of the multiple interactions within the DPSIR framework.

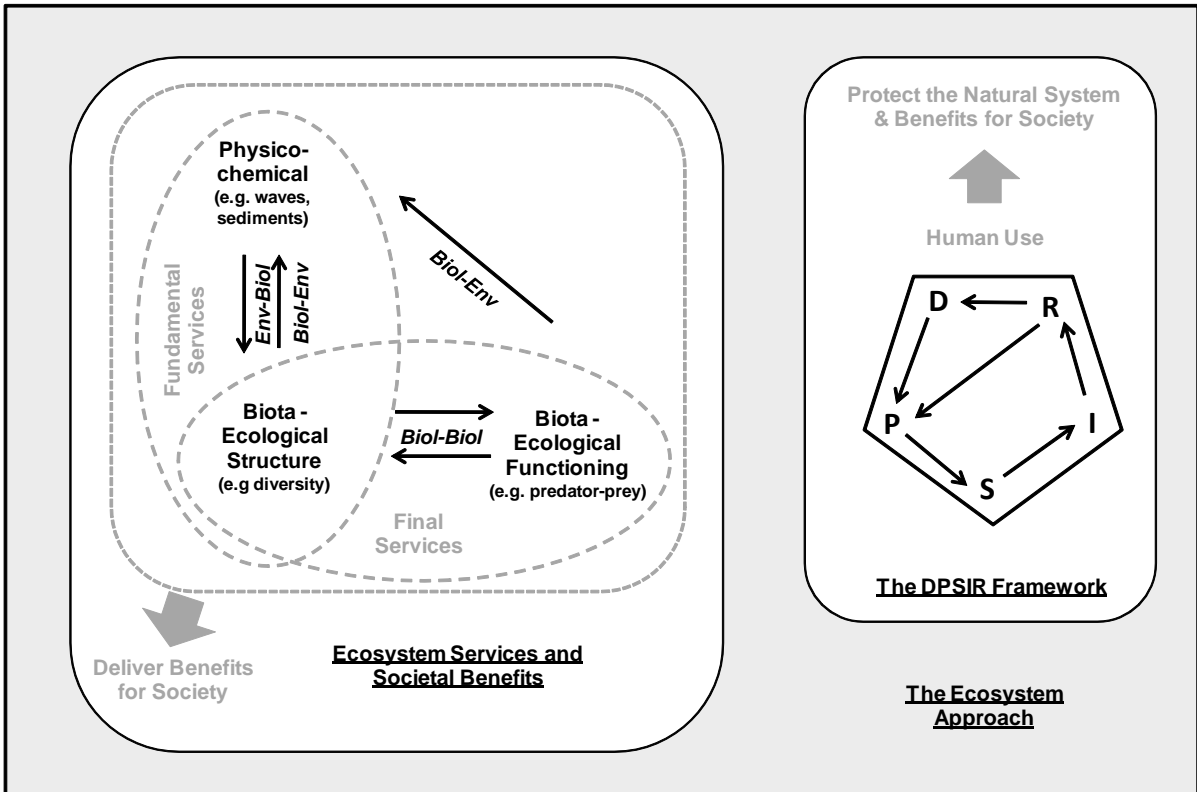


Figure 3: The DPSIR framework and the ecosystem services and societal benefits set within an overall framework of The Ecosystem Approach.

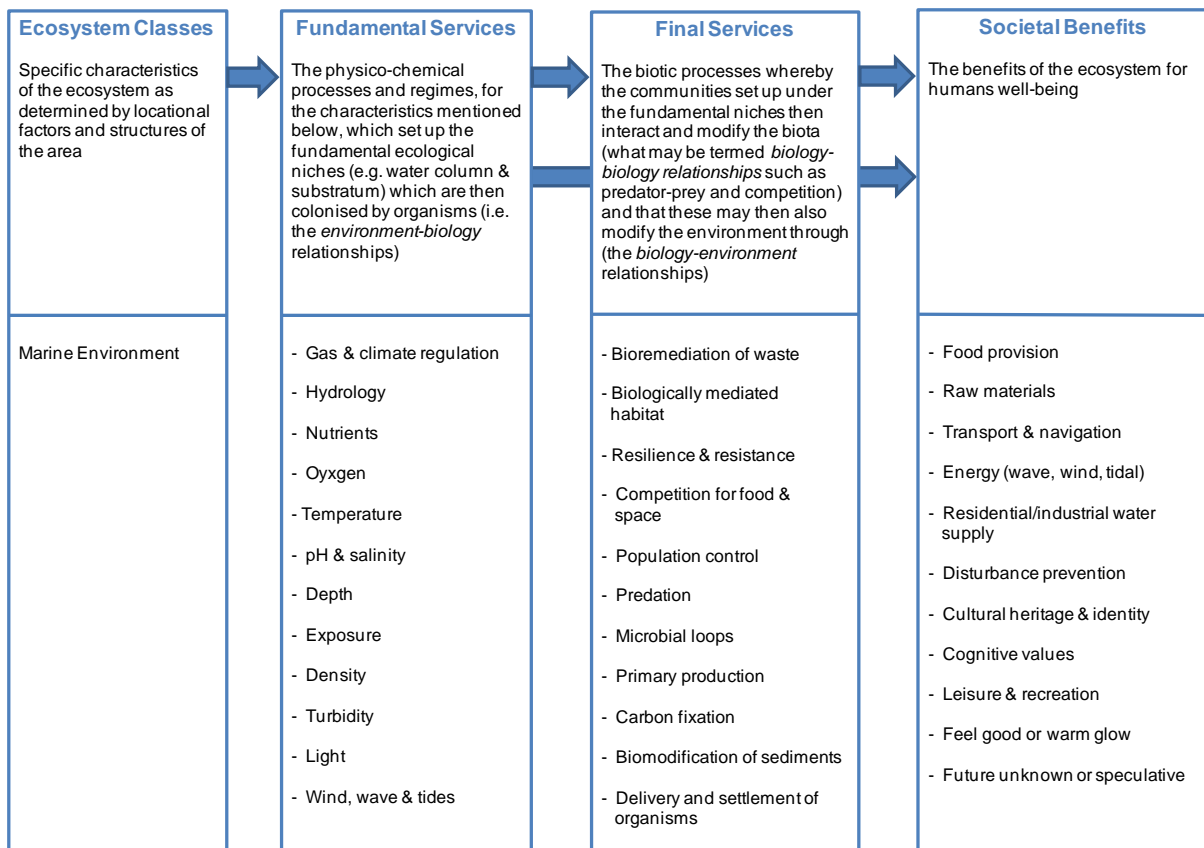


Figure 4: The separation of marine ecosystem processes and functions into fundamental and final services and societal benefits (modified and greatly expanded from Luisetti *et al.*, 2010).

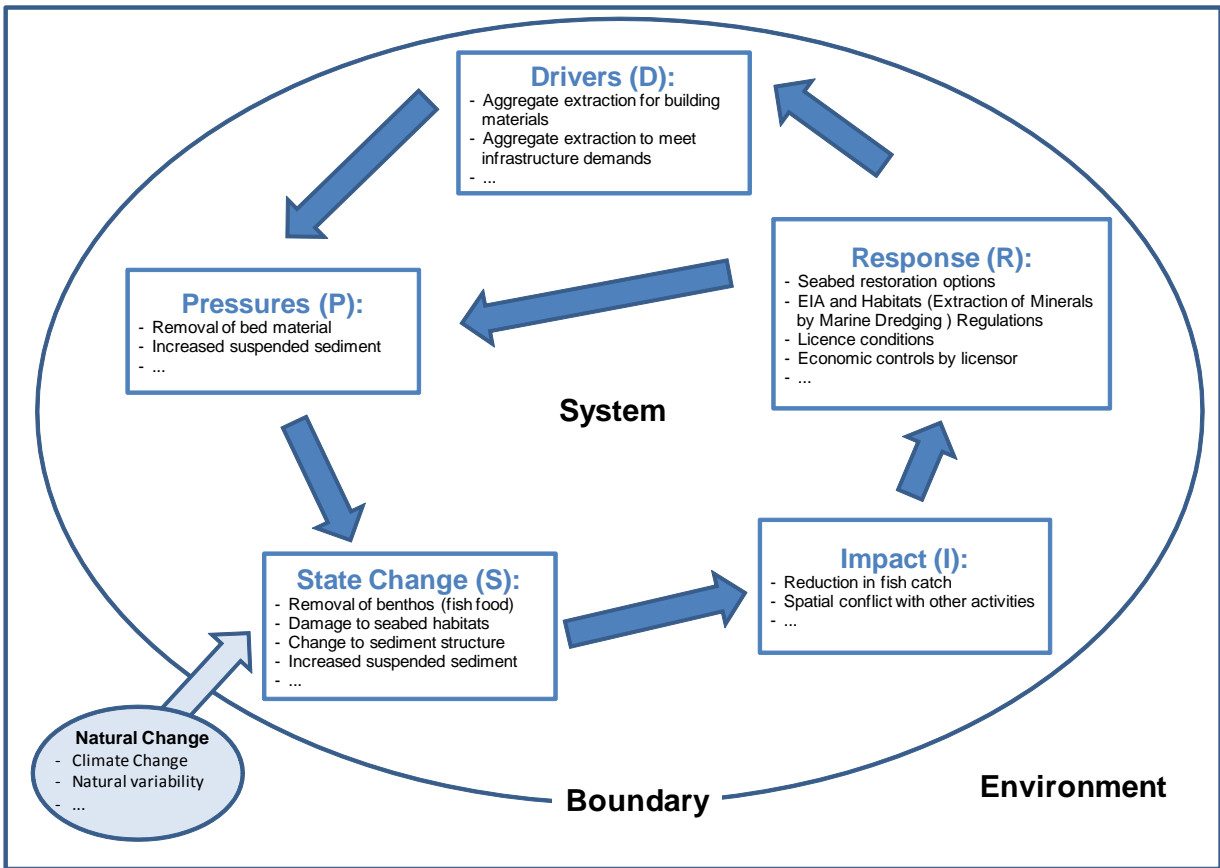


Figure 5: The DPSIR framework for the management of marine aggregates extraction in the UK.

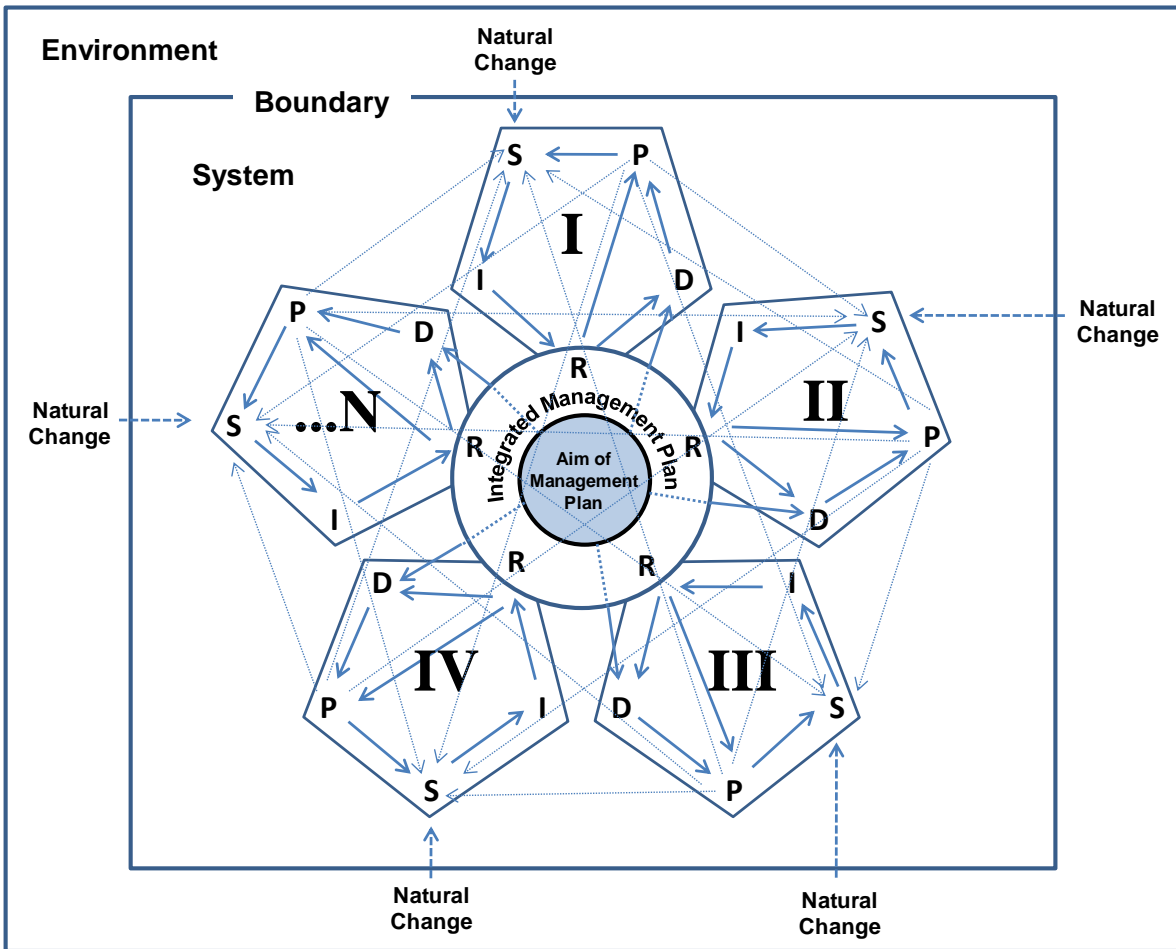


Figure 6: A nested-DPSIR framework for the management of the marine environment at Flamborough Head, UK.